

STATEMENT OF APPROPRIATIONS, ALLOTMENTS, OBLIGATIONS, DISBURSEMENTS AND BALANCES

As of the Quarter Ending September 30, 2021
(Absolute Value)

FAR No. 1

Department: Budgetary Support to Government Corporations
Agency: National Electrification Administration
Operating Unit: N/A
Organization Code (UACS): 350150000000
Fund Cluster: 01 - Regular Agency Fund


Authorization: 01 - Current Year Appropriations
Report Status: SUBMITTED


Particulars	UACS CODE	Appropriation			Allotments			Current Year Obligations					Current Year Disbursements					Balances				
		Authorized Appropriation	Adjustments (Transfer To/From, Realignment)	Adjusted Appropriations	Allotments Received	Adjust. (Withdrawal, Realignment)	Adjusted Total Allotments	1st Q.	2nd Q.	3rd Q.	4th Q.	Total	1st Q.	2nd Q.	3rd Q.	4th Q.	Total	Unreleased Appropriations	Unobligated Allotment	Unpaid Obligations		
								Mar. 31	Jun. 30	Sep. 30	Dec. 31		Mar. 31	Jun. 30	Sep. 30	Dec. 31				Due and Demandable	Not Yet Due and Demandable	
1	2	3	4	5=(3+4)	6	7	10=[(6+(-)7)-8+9]	11	12	13	14	15=(11+12+13+14)	16	17	18	19	20=(16+17+18+19)	21=(5-10)	22=(10-15)	23	24	
I. Agency Specific Budget																						
Subsidies	101277																					
Operations	3000000000000000																					
OO : Access to electrification expanded	3100000000000000																					
NATIONAL RURAL ELECTRIFICATION	3101000000000000																					
Sitio Electrification Sub-program	3101010000000000																					
Locally-Funded Project(s)	3101012000000000																					
Sitio Electrification Project	3101012000010000																					
MOOE		1,627,500,000.00		1,627,500,000.00	1,627,500,000.00		1,627,500,000.00			680,023,228.68		680,023,228.68			3,284,264.89		3,284,264.89					
Electric Cooperative Emergency and Resiliency Fund																						
MOOE		750,000,000.00		750,000,000.00	750,000,000.00		750,000,000.00			750,000,000.00		750,000,000.00										
Installation of Solar Panels in Public Schools																						
MOOE		20,000,000.00		20,000,000.00																		
Installation of Solar Panels in Schools in Lipa City																						
MOOE		100,000,000.00		100,000,000.00																		
Sub-Total, Agency-Specific		2,497,500,000.00		2,497,500,000.00	2,377,500,000.00		2,377,500,000.00			1,430,023,228.68		1,430,023,228.68			3,284,264.89		3,284,264.89			120,000,000.00	947,476,771.32	1,426,738,963.79
PS																						
MOOE		2,497,500,000.00		2,497,500,000.00	2,377,500,000.00		2,377,500,000.00			1,430,023,228.68		1,430,023,228.68			3,284,264.89		3,284,264.89			120,000,000.00	947,476,771.32	1,426,738,963.79
Fin Ex																						
II. Automatic Appropriations																						
Sub-Total, Automatic Appropriations																						
III. Continuing Appropriations/ BSGC-Others																						
NDRRM Fund (Quick Response Fund), FY 2020 Continuing Appropriations					100,000,000.00		100,000,000.00		100,000,000.00			100,000,000.00			12,065,883.42		12,065,883.42					87,934,116.58
NDRRMF (Calamity Fund)-Marawi Recovery, Rehab. & Reconstruction Program, FY 2021 GAA					22,278,757.00		22,278,757.00														22,278,757.00	
Discontinuance of Electrification of LGUs/NGOs Resettlement Sites, 2020 Continuing Appropriations *					(41,393,300.00)		(41,393,300.00)														(41,393,300.00)	
Sub-Total, Continuing Appropriations/ BSGC-					80,885,457.00		80,885,457.00		100,000,000.00			100,000,000.00			12,065,883.42		12,065,883.42				(19,114,543.00)	87,934,116.58
PS																						
MOOE					80,885,457.00		80,885,457.00		100,000,000.00			100,000,000.00			12,065,883.42		12,065,883.42				(19,114,543.00)	87,934,116.58
Fin Ex																						
CO																						
GRAND TOTAL		2,497,500,000.00		2,497,500,000.00	2,458,385,457.00		2,458,385,457.00		100,000,000.00	1,430,023,228.68		1,530,023,228.68			15,350,148.31		15,350,148.31			120,000,000.00	928,362,228.32	1,514,673,080.37
PS																						
MOOE		2,497,500,000.00		2,497,500,000.00	2,458,385,457.00		2,458,385,457.00		100,000,000.00	1,430,023,228.68		1,530,023,228.68			15,350,148.31		15,350,148.31			120,000,000.00	928,362,228.32	1,514,673,080.37
Fin Ex																						

* Return of subsidy fund is in process

Prepared by:


IMEE G. APOSTOL
Chief Corporate Accountant A
Financial Planning and Control Division

Checked and reviewed by:

ARSENIA M. SACDALAN
Acting Manager
Financial Planning and Control Division

Certified Correct:

MILAGROS A. ROBLES
Acting Department Manager
Finance Services

Recommending Approval:

SONIA B. SAN DIEGO
Deputy Administrator
Corporate Resources and Financial Services

Approved by:

ATTY. ROSSAN SJ. ROSERO-LEE
Officer-In-Charge

Notes: